

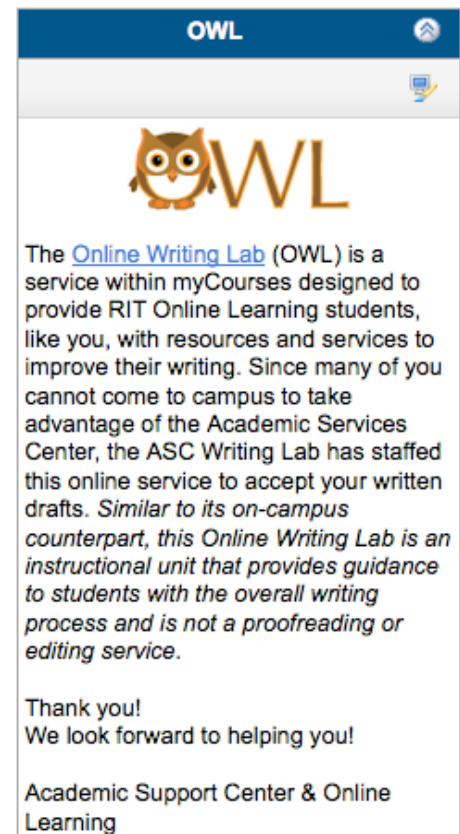




## Adding the OWL Widget to Your myCourses course homepage

1. After logging into <http://mycourses.rit.edu>, locate and enter the course in which you will be using the OWL widget.
2. From the course home navigation bar, click on **Edit Course**.
3. From the **Course Admin Tools** menu, select [Homepages](#).
4. Under the Homepages listing, locate the Course Default homepage. Make a copy of it by clicking on the copy icon (  ) located under the **Actions** column to the right of the **Name** column.
5. The [Copy of Course Default](#) will appear under the Homepages listing. This is an editable version to which you can add the OWL widget. First, set this homepage to active by selecting the  button under the **Active** column.
6. Click on the **Name**, [Copy of Course Default](#), which is also a link to editing options.
7. Then, select the **Content/Layout** tab at the top of the page.
8. Choose the panel you want the OWL widget to appear on. For instance, if you choose the **Left Panel**, the OWL widget will appear on the left side of your home page. At the bottom of the panel, click on the  button.
9. All of the global widgets available are in alphabetical order. Scroll down to the OWL widget. Select the checkbox to the right. Then, click the  button in the lower right-hand corner.
10. The OWL widget will appear at the bottom of the Left Panel, but if preferred, you can move it up by selecting the drop-down menu (  ) option in the upper right-hand corner of the widget.
11. To get back to your course homepage, click on your course banner (with Course Name and/or Number) up at the top of the page.



The [Online Writing Lab](#) (OWL) is a service within myCourses designed to provide RIT Online Learning students, like you, with resources and services to improve their writing. Since many of you cannot come to campus to take advantage of the Academic Services Center, the ASC Writing Lab has staffed this online service to accept your written drafts. *Similar to its on-campus counterpart, this Online Writing Lab is an instructional unit that provides guidance to students with the overall writing process and is not a proofreading or editing service.*

Thank you!  
We look forward to helping you!

Academic Support Center & Online Learning